

FlexiPrep: Downloaded from flexiprep.com [https://www.flexiprep.com/]

For solved question bank visit [doorsteptutor.com](https://www.doorsteptutor.com) [https://www.doorsteptutor.com] and for free video lectures visit [Examrace YouTube Channel](https://youtube.com/c/Examrace/) [https://youtube.com/c/Examrace/]

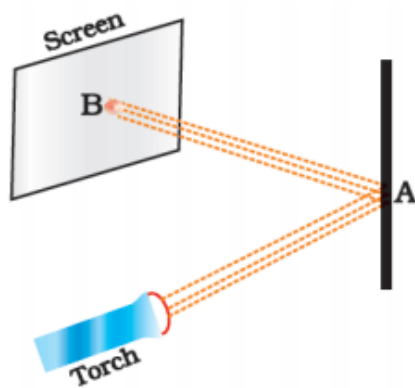
NCERT Class VI Science Solutions: Chapter 11 – Light Shadows and Reflections Part 1

Doorsteptutor material for CBSE/Class-6 is prepared by world's top subject experts: [get questions, notes, tests, video lectures and more](https://www.doorsteptutor.com/Exams/CBSE/Class-6/) [https://www.doorsteptutor.com/Exams/CBSE/Class-6/] - for all subjects of CBSE/Class-6.

MULTIPLE CHOICE QUESTIONS

Question 1:

Observe the picture given in Fig, carefully.



A patch of light is obtained at B. when the torch is lighted as shown. Which of the following is kept at position A to get this patch of light?

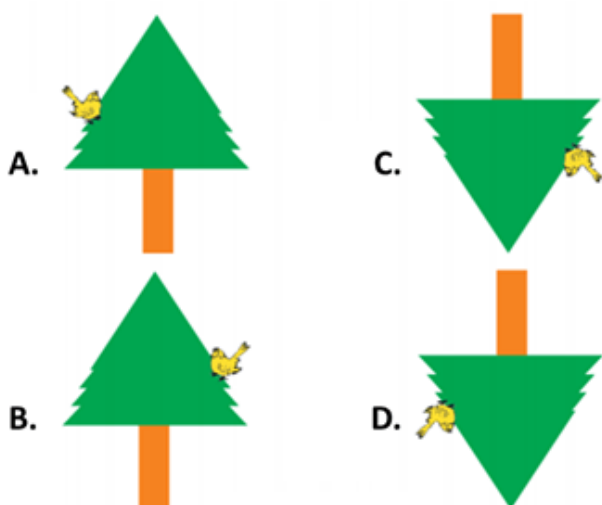
1. A wooden board.
2. A glass sheet.
3. A mirror.
4. A sheet of white paper.

Answer: C

Question 2:



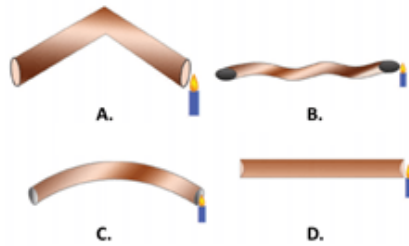
A student observes a tree given in Fig, through a pinhole camera. Which of the diagrams given in Fig, (a) to (d) , depicts the image seen by her correctly?



Answer: D

Question 3:

Four students A, B, C, and D looked through pipes of different shapes to see a candle flame as shown in fig.



Who will be able to see the candle flame clearly?

1. A
2. B
3. C
4. D

Answer: D